



HOLLYWOOD BED

product
catalog

contents

about	3
innovation	4
sustainability	5
distribution	6
las vegas market	7
home by hollywood	8
frames & frame accessories	9
platform bases & foundations	21
rollaway beds	26
adjustables	29
5 little monkeys	33




home

frames & frame accessories
bed rails, center supports,
high risers, daybeds
platform bases & foundations
adjustable bases
rollaway beds
5 little monkeys



5 little monkeys

mattresses
accessories





about

At Hollywood Bed, we believe that great sleep is at the foundation of everything we do. And for almost 100 years, Hollywood has supported this with the industry's most trusted products.

With over 30 patents, dozens of trademarks and timeless brands like the Insta-matic, Hospitality and Retail businesses rely on Hollywood for best-in-class solutions and services.

We are excited to continue our unwavering support of our partners through two distinct brands: Home by Hollywood and Hospitality by Hollywood. Under these two entities, we can more clearly provide products lines tailored to the unique needs of Hotels and Retailers for the next 100 years!



JASON HARROW
PRESIDENT & CEO

J Harrow

**CORPORATE OFFICE &
CALIFORNIA PLANT**

5959 Corvette Street
Commerce, CA 90040

Phone: 323-887-9500
Fax: 323-887-9555

CUSTOMER SERVICE
1-800-228-8831

SALES HELP

sales@hollywoodbed.com

CUSTOMER SERVICE HELP

info@hollywoodbed.com

NORTH CAROLINA PLANT

161 Proctor Lane
Lexington, NC 27292

Phone: 877-808-7630
Fax: 800-373-7329

CUSTOMER SERVICE
1-877-808-7630





innovation

Hollywood possesses several United States Patents, with **over 30 US & International patents and more patents pending**. These unique designs provide our customers with the ultimate in strength and ease of assembly in the bedding support products category.

Our cutting-edge designs, superior service and advanced materials give us an unfair advantage:

- Made for your businesses
- Innovations for your lifestyle
- Excellence in service

sustainability

Hollywood Bed was **green** long before “green” was fashionable. For decades, the company has used high carbon, recycled railroad T-rail for all of its angle steel requirements. Not only is this the strongest raw material available in the industry, it is eco-friendly and infinitely recyclable.



distribution



Hollywood Bed serves its clients from both its plants in **Commerce, California** and **Lexington, North Carolina**.

SALES HELP

sales@hollywoodbed.com

CUSTOMER SERVICE HELP

info@hollywoodbed.com

COMMERCE
CALIFORNIA

CUSTOMER SERVICE
1-800-228-8831

LEXINGTON
NORTH CAROLINA

CUSTOMER SERVICE
1-877-808-7630



Las Vegas market



Join us in our **NEW** Las Vegas Market showroom to see our full assortment of retail products.

C1552



frames & frame accessories
bed rails, center supports,
high risers, daybeds
platform bases & foundations
adjustable bases
rollaway beds
5 little monkeys



frames
& frame accessories


MODiFi™

Modifi Support System



Modifi™: support system expands to fit any foundation or box spring size (excluding twin): full, queen, king and california king and offers **height adjustability from 5" to 7.5" to 10"**. For retailers, this provides versatility for your showroom floor sample displays. For consumers, it provides flexibility to adjust your bedframe to a size and height that will best fit your lifestyle. Limited Lifetime Warranty.

- Patent pending technology
- Assembles in minutes
- Adjustable heights
- Fits sizes full - California king
- Furniture compatible
- **Limited lifetime warranty**



Inst-a-matic[®] Heavy Duty



Inst-a-matic[®] Heavy Duty: bed frame provides all of the features of the regular Inst-a-matic frame in a “one size fits all” universal design that fits sizes twin, full, queen, California king and eastern king. The center support bar and 7 legs provide additional strength and includes both rug rollers and glides. Like all other frames in our line, the Inst-a-matic heavy duty is made of heavy duty high carbon, recycled railroad steel with a water-based, lead-free finish. Limited Lifetime Warranty.

- 2" X 1½" side rails provides Mega support
- Double angle center support and 7 legs
- Eco friendly
- Wedge lock leg system
- Does not require nuts, bolts, or tools
- Wheels & glides included
- **WEIGHT CAPACITY: 4,000 lbs**
- **Limited Lifetime Warranty**



Inst-a-matic[®]



The Inst-a-matic[®]: bed frame is an extra heavy-duty bed frame that is strong enough to support all bedding. Made of heavy-duty high carbon, recycled railroad rails with a water-based, lead-free finish. The unique wedge lock leg design becomes even stronger with use. Oversized side rails provide additional support. Solid rivet construction increases durability. Rounded corners provide safety and the recessed leg design offers additional toe room. The product is easy to assemble with no tools required. Limited Lifetime Warranty.

- 1 ½" X 1 ½" side rails provides Mega support
- Eco friendly
- Wedge lock leg system
- Does not require nuts, bolts, or tools
- Choice of wheels or glides
- **WEIGHT CAPACITY: 4,000 lbs**
- **Limited Lifetime Warranty**



e3[®]



E3[®]: The E3[®] Premium Bed Frame is a universal size frame constructed with 9 legs for maximum support. Easy to assemble. Extremely compact box. Made of heavy duty high carbon recycled steel. Water-based, lead-free black finish. Solid rivet construction ensures durability and stability. Secured locking mechanism is permanently attached. Recessed triple-thick steel legs provide more toe room. Heavy-duty headboard brackets. 7.25"H with glides. 5-year warranty.

- 1 1/4" X 1 1/4" side rails provides Mega support
- Eco friendly
- Permanently attached locking system
- Does not require nuts, bolts, or tools
- Choice of wheels or glides
- **WEIGHT CAPACITY: 2,000 lbs**
- **WARRANTY: 5-Year**



Small box size is perfect for cash & carry!

Dimensions: 36.5"L x 15.375"H x 4.1875"W

Clamp Style Bed Frame



Clamp Style Frame: The Clamp Style adjustable is the most versatile bed frame in the Home by Hollywood retail assortment. The clamp style frame is adjustable to any width size between twin and eastern king and fits antique and odd size product. Made of high carbon recycled steel side rails and adjustable with a heavy-duty clamp that simply twists to tighten and loosen. This is the perfect frame for any of your unique bedding needs. 1-Year Warranty.


- 1 ¼" X 1 ¼" side rails provides Mega support
- Eco friendly
- Easy-to-use adjustable clamp
- Does not require nuts, bolts, or tools
- Choice of wheels or glides

- **WEIGHT CAPACITY: 2,000 lbs**
- **WARRANTY: 1-Year**



The easy-to-use, heavy-duty clamp allows you to adjust the frame to any size, to accommodate traditional and non-traditional or internationally sized mattresses.

Once you've completed adjusting the frame to your preferred size, simply twist to retighten and lock it into place.



Lev-R-Lock®



The Lev-R-Lock®: The Lev-R-Lock® bed frame is our most popular size-adjustable bed frame. Designed for simple and easy assembly and constructed from heavy-duty, high carbon recycled steel for unparalleled strength and durability. Finished with waterbased, lead-free black paint. Solid rivet construction ensures resilience and stability. Secured locking mechanism is permanently attached. Recessed triple-thick steel legs provide more toe room. Built in heavy-duty headboard brackets. 7.25"H with wide rollers. 5-year warranty.

- 1 ½" X 1 ½" side rails provides Mega support
- Eco friendly
- Permanently attached locking system
- Does not require nuts, bolts, or tools
- Choice of wheels or glides



- **WEIGHT CAPACITY: 2,000 lbs**
- **WARRANTY: 5-year**



Also available in a low-profile model

Atlas-Lock[®]



The Atlas-Lock[®] Bed Frame. The Atlas-Lock[®] Bed Frame comes in specific sizes or universal sizing that fits twin-california king. The simple design with easy assembly is made from high carbon recycled railroad steel for unparalleled strength and durability, and is finished with water-based, lead-free black paint. Solid rivet construction ensures durability and stability. Gravity lock is permanently attached. Recessed triple-thick steel legs provide more toe room. Design includes heavy-duty headboard brackets. 7.25"H with glides or wide rollers. 1-Year Warranty.

- 1 ¼" X 1 ¼" side rails provides Mega support
- Eco friendly
- Permanently attached locking system
- Choice of wheels or glides
- **WEIGHT CAPACITY: 1,500 lbs**
- **WARRANTY: 1-Year**



Bed Rails & Center Supports



Bed Rails & Center Supports. Made in the U.S.A. from recycled railroad steel. Each accessory component allows you to complete the sale and offer your customers products which work with their furniture choices. Each accessory item can be shipped combined with your other Home by Hollywood product purchases. Normal lead times and freight policies apply.



Headboard/Footboard Bed Frames, Bed Rails & Center Supports w/ Glides

High Risers & Daybeds



High Risers & Daybeds. Made in the U.S.A. No tools required for assembly. Each high riser & daybed component allows you to complete the sale and offer your customers products which work with their needs. Each high riser & daybed item can be shipped combined with your other Home by Hollywood product purchases.



Pop Up Trundle



High Riser + Pop Up Trundle



Pop Up Trundle



product details

frames & frame accessories

ITEM #	DESCRIPTION	UNITS/PALLET	PRODUCT DIMENSIONS	BOX DIMENSIONS	WEIGHT (LBS)
MOD3000	Modifi™ Frame fits Full-Queen-King-Cal King	12	72"x54"-76"x10"	74.75"x11"x13"	79 lbs
3170BSG	Atlas Frame w/ Glide Twin - Cal King 6 Legs w/ center support	66	70"x39"-76"x7.5"	72.25"x3.5"x6.5"	27 lbs
3260BR	Lev-R-Lock® Twin/Full 4 legs	54	70"x39"-54"x7.5"	71.75"x4"x7.25"	27 lbs
3266BR	Lev-R-Lock® Twin/Full/Queen 6 legs w/ center support	54	70"x39"-60"x7.5"	71.75"x4"x7.25"	28 lbs
3270BR	Lev-R-Lock® Twin/Full/Queen/Cal King/Eastern King 6 legs w/ center support	54	70"x39"-76"x7.5"	71.75"x4"x7.25"	30 lbs
3260BSG	Lev-R-Lock® Twin/Full 4 legs	54	70"x39"-54"x7.5"	71.75"x4"x7.25"	27 lbs
3266BSG	Lev-R-Lock® Twin/Full/Queen 6 legs w/ center support	54	70"x39"-60"x7.5"	71.75"x4"x7.25"	27 lbs
3270BSG	Lev-R-Lock® Twin/Full/Queen/Cal King/Eastern King 6 legs w/ center support	54	70"x39"-76"x7.25"	72"x4"x7"	31 lbs
6356LPR-I	Lev-R-Lock® Low Profile Twin/Full/Queen/Cal King/Eastern King 6 legs w/ center support	80	70"x39"-76"x4.5"	71"x3.25"x5.25"	29 lbs
1870BRG-I	Clamp Style Bed Frame	60	70"x39"-76"x7.25"	71"x7"x3.5"	33 lbs
7079BSG	E3™ Bed Frame	30	70.5"x76.75"x7.25"	37.5"x4.5"x15.5"	32 lbs
4034BR	Inst-A-Matic® Twin 4 legs	25	71.5"x39"x7.5"	73.25"x7.75"x5.25"	25 lbs
H-4045BR	Inst-A-Matic® Full 5 legs, center support	25	71.5"x54"x7.5"	73.25"x7.75"x5.25"	31 lbs
H-4056BR	Inst-A-Matic® Queen 6 legs, double center support, 76" side rails	50	76"x60"x7.5"	77.25"x8"x5.5"	38 lbs
H-4066BR	Inst-A-Matic® California King 6 legs, double center support, 76" side rails	40	76"x72"x7.5"	77.25"x8.25"x5"	40 lbs
H-4166BR	Inst-A-Matic® King 6 legs, double center support, 76" side rails	40	76"x76"x7.5"	77.25"x8.25"x5"	40 lbs
4034BG	Inst-A-Matic® Twin 4 legs	40	71.5"x39"x7.5"	73.25"x7.75"x5.25"	25 lbs
6556BRG-I	Inst-A-Matic® Heavy Duty	50	70"x39"-76"x7.25"	73.5"x5.5"x8"	42 lbs

(continued on next page)

View our additional parts and accessories on HollywoodBed.com.
 To purchase, please inquire with your sales representative or contact sales@hollywoodbed.com.

Please contact info@hollywoodbed.com and sales@hollywoodbed.com to inquire about starting a new order.

FREE freight on orders over \$2,000.

All orders for product currently in stock ship in 24-48 hours depending on the size of the order.



product details

bed rails, center supports, high risers, daybeds

ITEM #	DESCRIPTION	UNITS/PALLET	PRODUCT DIMENSIONS	BOX DIMENSIONS	WEIGHT (LBS)
BED RAILS & CENTER SUPPORTS					
1234HF-I	Twin / Full, 4-Leg w/ Glides	60	78"x39"(54" full)x7.25"	79.5"x3.5"x8.25"	26 lbs
1206HF-I	Queen / Eastern King, 6-Leg, w/ Center Support	60	86"x60" up to 76"x7.25"	88.5"x3.5"x8"	36 lbs
1207HF-I	California King, 6-Leg, w/ Center Support	50	89"x72"x7.25"	90.75"x4"x9"	38 lbs
401BOR-I	76" Twin / Full w/ 2 Cross Ties	84	76"	79.5"x3.25"x6.75"	14 lbs
490BOR-I	82" Queen / Eastern King, Center Support, Crossarms, 2 Legs, Adjustable Glides	70	81.5"x60" up to 76"x5.5" up to 7.5"	79.5"x3.25"x6.76"	31 lbs
498BOR-I	85.5" California King, Center Support, Crossarms, 2 Legs, Adjustable Glides	54	85.5"x72"x5.5" up to 7.5"	85.5"x3.25"x6.77"	33 lbs
401R-I	76" Twin / Full w/ 2 Cross Ties	84	76"	79.5"x3.25"x6.75"	15 lbs
490R-I	82" Queen / Eastern King, Center Support, Crossarms, 2 Legs, Adjustable Glides	70	80"x60" or 80"x76"	79.5"x3.25"x6.76"	33 lbs
498R-I	82" California King, Center Support, Crossarms, 2 Legs, Adjustable Glides	54	85.5"x54" up to 76" x5.5" up to 7.5"	79.5"x3.25"x6.77"	33 lbs
447S-I	F/Q/K/CK, 2 Cross Supports, Head to Foot Center, 3 Legs w/ ADJ Glides 6"-18"	72	43" up to 76"x 56.5775" up to 18"	57.5"x3"x7.25"	22 lbs
HIGH RISERS & DAYBED HARDWARE					
133BD	Top Unit - 33" Top Spring, Down Bracket	20 or 40	76.75"x33.125"x5.25"	n/a	26 lbs
138BD	Top Unit - 39" Top Spring, Down Bracket	20 or 40	76.75"x38.875"x5.25"	n/a	28 lbs
33P	Bottom Unit - 33" X 74" Pop Up TRUNDLE w/ Safety Latch	20	70"x33.25"x8"	n/a	48 lbs
38P	Bottom Unit - 39" X 74" Pop Up TRUNDLE w/ Safety Latch	20	70"x38.25"x8" closed, 17" open	n/a	52 lbs
339T	Bottom Unit - 39" Pull Out Tray	16	70"x38.25"x3.5"	71"x39.5"x3.75"	31 lbs
33L	Legs - (2) And Hardware ONLY; Use w/ 133BD	72*	24.75"x33"	34"x26"x2.75"	8.85 lbs
41L	Legs - (2) And Hardware ONLY; Use w/ 138BD	72*	24.75"x37.5"	40"x26"x2.75"	9.6 lbs

View our additional parts and accessories on HollywoodBed.com.
 To purchase, please inquire with your sales representative or contact sales@hollywoodbed.com.

Please contact info@hollywoodbed.com and sales@hollywoodbed.com to inquire about starting a new order.

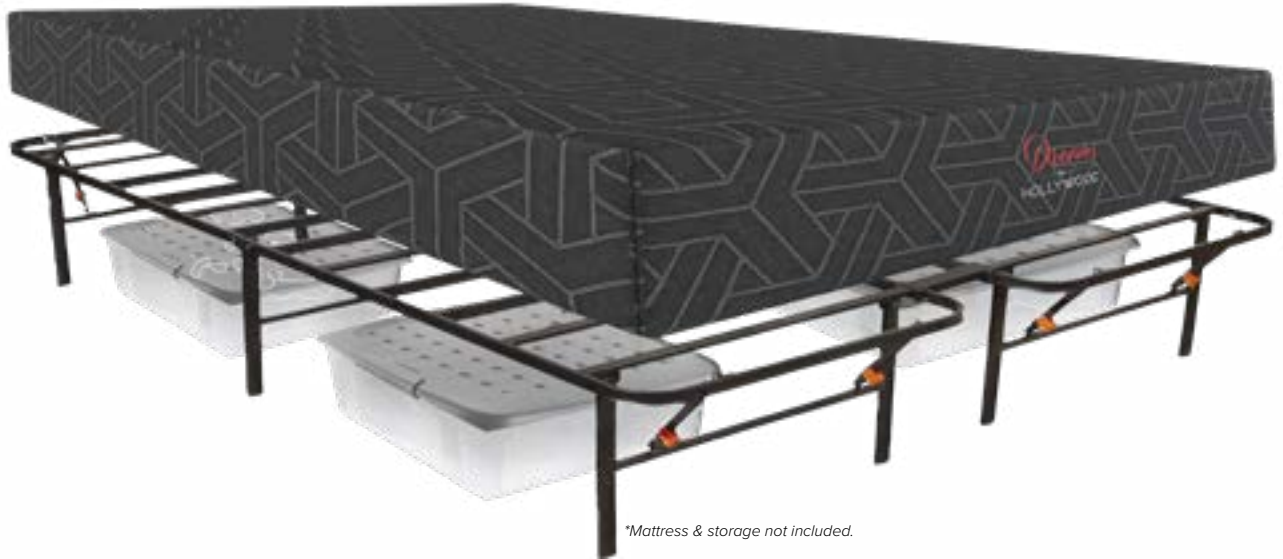
FREE freight on orders over \$2,000.

All orders for product currently in stock ship in 24-48 hours depending on the size of the order.



platform bases
& foundations

Bedder Base®



Bedder Base®: The Bedder Base® underbed support system is designed to withstand today's highest quality and heaviest mattresses. There is no need for a traditional boxspring or foundation with this top of the line platform support. The spacious 14" height provides extra storage under the bed. Designed with quality steel construction and heavy duty cross bars. 5-year warranty.

- Powder-coated steel construction
- Does not require nuts, bolts, or tools
- Headboard brackets available
- No foundation or frame needed
- Suitable foundation replacement
- **WEIGHT CAPACITY: 2,000 lbs**
- **WARRANTY: 5-Year**



emerge™

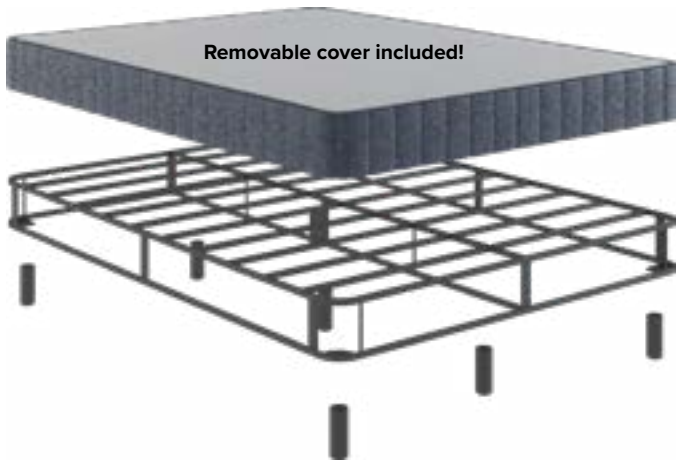


The Emerge™ The Emerge™ support system allows you to replace your existing boxspring or boxspring and frame. It is compatible with furniture if you want to use it in your existing bed. The unique design slides out of the box, unfolds, and is nearly fully assembled when it arrives to you! There is extremely limited assembly required by the consumer. All you have to do is put on the cover and screw in the (optional) legs and you can be set up in minutes. The Emerge™ provides stable, noiseless, uniform support to ensure a good night's sleep. 5-year warranty.

- Made from heavy-duty, high-carbon steel
- Assembles in minutes
- No foundation or frame needed
- Removable cover
- e-commerce friendly split version for easy drop shipping
- **WEIGHT CAPACITY: 2,000 lbs**
- **WARRANTY: 5-Year**



enforce®



The Enforce®: The Enforce® platform base provides a complete mattress support system that acts as a box spring or foundation and bed frame. This stand-alone platform bed is easy to assemble and ships in a small box. Upholstered like a real foundation, the legs can be removed and used in a traditional bed set or a metal bed frame or used as a stand-alone piece of furniture. 5-year warranty.

- Strong, tubular steel construction
- Does not require nuts, bolts, or tools
- Headboard brackets included
- No foundation or frame needed
- Removable cover
- **WEIGHT CAPACITY: 2,000 lbs**
- **WARRANTY: 5-Year**





product details

platform bases & foundations

ITEM #	DESCRIPTION	UNITS/PALLET	PRODUCT DIMENSIONS	BOX DIMENSIONS	WEIGHT (LBS)
BB2430T	Bedder Base 14" Twin	37	75"x39"x14"	40"x40"x4"	36 lbs
BB2430TXL	Bedder Base 14" Twin XL	37	80"x39"x14"	41"x40"x4"	37 lbs
BB2440F	Bedder Base 14" Full	32	75"x54"x14"	28"x38"x6"	52 lbs
BB2450Q	Bedder Base 14" Queen	25	80"x60"x14"	31"x41"x6"	52 lbs
BB2460CK	Bedder Base 14" California King	20	84"x72"x14"	37"x43"x6"	65 lbs
BB2466EK	Bedder Base 14" Eastern King	20	80"x76"x14"	39"x41"x7"	67 lbs
BBHB2000	Bedder Base, Headboard bracket pair	11	9"x5"x5"	9"x5"x5"	2.5 lbs
EMERGE					
EMPB3430T	Emerge Twin Platform Base	15	38"x75"x14"	38.75"x26.5"x9"	38 lbs
EMPB3430TXL	Emerge Twin XL Platform Base	15	38"x80"x14"	38.75"x27.4375"x9"	40 lbs
EMPB3440F	Emerge Full Platform Base	15	53"x75"x14"	26"x54.25"x9"	53.5 lbs
EMPB3450Q	Emerge Queen Platform Base	9	60"x80"x14"	27.375"x61"x9"	60 lbs
EMPBS3450Q	Emerge Queen UPSable (split) Platform Base	9	60"x80"x14"	30.75"x28"x17.125"	67 lbs
EMPB3466EK	Emerge King Platform Base	15	76"x80"x14"	27.5"x77"x9"	69 lbs
EMPBS3466EK	Emerge King UPSable (split) Platform Base	9	76"x80"x14"	27.5"x39"x16.875"	73.5 lbs
EMPBS3466EK	Emerge Cal King Platform Base	9	72"x84"x14"	28.5"x73.5"x9"	69 lbs
EMPB3460CK	Emerge Cal King UPSable (split) Platform Base	15	72"x84"x14"	28.5x38"x17"	72 lbs
ENFORCE					
EPB3430T	Enforce 14" Twin Platform Base	20	75"x38"x14"	43"x10"x9"	45 lbs
EPB3430TXL	Enforce 14" Twin XL Platform Base	20	80"x38"x14"	42"x12"x9"	48 lbs
EPB3440F	Enforce 14" Full Platform Base	15	75"x53"x14"	45"x14"x9"	68 lbs
EPB3450Q	Enforce 14" Queen Platform Base	15	80"x60"x14"	47"x14"x9"	73 lbs
EPB3460CK	Enforce 14" Cal King Platform Base	15	84"x72"x14"	48"x14"x9"	80 lbs
EPB3466EK	Enforce 14" Eastern King Platform Base	15	80"x76"x14"	47"x14"x9"	80 lbs

Please contact info@hollywoodbed.com and sales@hollywoodbed.com to inquire about starting a new order.

FREE freight on orders over **\$2,000.**

All orders for product currently in stock ship in 24-48 hours depending on the size of the order.



rollaway beds

Rollaway Beds



The industry's most comfortable and durable **rollaway beds**. Heavy-duty angle steel with Link Deck designed for durability with an automatic leg opening. Rounded corners for safety. Double strand link fabric with 12-gauge tight wound helical springs for proper mattress support. Four swivel casters. Available with a 5-inch thick innerspring mattress with taped and stitched edges or 4-inch poly fiber bedder base mattress. Meets California's Strict Guidelines for Flammability.

- Fiber Mattresses
- Memory Foam Mattresses
- Innerspring Mattresses
- Rollaway Bed Frames
- Available in three mattress constructions:
 - Fiber
 - Innerspring
 - Memory Foam
- Frame only also available for purchase
- **WEIGHT CAPACITY: 250 lbs**
- **WARRANTY: 5-year frame warranty; 1-year mattress warranty**





product details

rollaway beds

ITEM #	DESCRIPTION	PRODUCT DIMENSIONS	BOX DIMENSIONS	WEIGHT (LBS)
950 30 POLY	30" Rollaway bed w/ Fiber Mattress	45"x19"x30"	46"x19"x39"	52 lbs
950 39 POLY	39" Rollaway bed w/ Fiber Mattress	45"x19"x39"	46"x19"x39"	59 lbs
950 39 MEM-I	39" Rollaway bed w/ Memory Foam Mattress	45"x19"x39"	46"x19"x39"	62 lbs
950 30 SPG	30" Rollaway bed w/ Innerspring Mattress	45"x19"x30"	46"x19"x39"	54 lbs
950 39 SPG	39" Rollaway bed w/ Innerspring Mattress	45"x19"x39"	46"x19"x39"	66 lbs

Please contact info@hollywoodbed.com and sales@hollywoodbed.com to inquire about starting a new order.

FREE freight on orders over \$2,000.

All orders for product currently in stock ship in 24-48 hours depending on the size of the order.



adjustables

Dreams by Hollywood Series 2



Dreams by Hollywood Series 2: Introducing our revolutionary new adjustable base, available from the Home by Hollywood plants. Adjustable head and foot, active lumbar support and many advanced features come standard with this model. Can work with any adjustable compatible mattress and has adjustable leg heights to fit perfectly in your existing bed. Remote control and app compatible. 3-year bumper-to-bumper warranty.

-
- Soft Form Technology
 - USB Port
 - One Touch Flat
 - App Compatible
 - Platform Compatible
 - Battery Back Up
 - 3-Year Bumper to Bumper Warranty
 - Head Up/Foot Up
 - Wireless Backlit Remote
 - Adjustable Legs
 - LED Under Bed Lighting
 - 2X Programmable Memory
 - 3X Preset Positions (TV/ZG/Anti-Snore)
 - Motorized Lumbar Support



Dreams by Hollywood Series 3



Dreams by Hollywood Series 3: Introducing our revolutionary new adjustable base, available from the Home by Hollywood plants. Adjustable head, foot and neck, active lumbar support, and top of the line features such as Bluetooth speakers, motion activated underbed lighting and dual massage come standard with this model, as well as many other advanced features. Can work with any adjustable compatible mattress and has adjustable leg heights to fit perfectly in your existing bed. Remote control and app compatible. 3-year bumper-to-bumper warranty.

- Soft Form Technology
- USB Port
- One Touch Flat
- App Compatible
- Platform Compatible
- Battery Back Up
- 3-Year Bumper to Bumper Warranty
- Head Up/Foot Up
- Wireless Backlit Remote
- Adjustable Legs
- Under bed LED Motion Sensor Night Lights
- 2X Programmable Memory
- 3X Preset Positions
- (TV/ZG/Anti-Snore)
- Motorized Lumbar Support
- LCD Wireless Remote
- Head Tilt
- Dual Massage
- Adjustable Mood Lighting
- Audio System w/Subwoofer





product details

adjustables

ITEM #	DESCRIPTION	UNITS/PALLET	PRODUCT DIMENSIONS	BOX DIMENSIONS	WEIGHT (LBS)
ABS2530TXL	Dreams by Hollywood - Series 2 - ADJUSTABLE BED TWIN XL	8	38"x75"x14"	39"x41"x8"	112.6 lbs
ABS2550Q	Dreams by Hollywood - Series 2 - ADJUSTABLE BED QUEEN	8	60"x80"x14"	61"x42"x8"	155.8 lbs
ABS2566EK	Dreams by Hollywood - Series 2 - ADJUSTABLE BED EASTKING	8	76"x80"x14"	77"x42"x8"	184.5 lbs
ABS3530TXL	Dreams by Hollywood - Series 3 - ADJUSTABLE BED TWIN XL	8	38"x75"x14"	39"x41"x8"	132.2 lbs
ABS3550Q	Dreams by Hollywood - Series 3 - ADJUSTABLE BED QUEEN	8	60"x80"x14"	61"x42"x8"	155.8 lbs
ABS3566EK	Dreams by Hollywood - Series 3 - ADJUSTABLE BED EASTKING	8	76"x80"x14"	77"x42"x8"	213.3 lbs

Please contact info@hollywoodbed.com and sales@hollywoodbed.com to inquire about starting a new order.

FREE freight on orders over \$2,000.

All orders for product currently in stock ship in 24-48 hours depending on the size of the order.



PRODUCT ASSORTMENT

- mattresses
- accessories

The Original 8" Memory Foam Mattress



- **Cover construction:** Stretch-knit organic cotton cover
- **Comfort Layer:** Cooling Phase Change Material + 1.5" High Density Plush Memory Foam
- **Transition Layer:** 1.5" High Resiliency Medium Energex™ Foam
- **Support:** 5" Firm Support Foam

The **8" Memory Foam mattress** is 5 Little Monkeys's first in a line of specialty bedding designed for the growing needs of children and teenagers.

-
- Adjustable friendly
 - Organic cotton cover
 - Breathable memory foam
 - Made for kids
 - Every order includes a stuffed monkey plushy
 - Matching accessories available for purchase (sheets/pillows/protectors)




9" Hybrid Mattress



- **Cover construction:** Stretch knit organic cotton cover
- **Comfort Layer:** Cooling Phase Change Material + 1" High Density Plush Memory Foam
- **Transition Layer:** 1" High Resiliency Medium Energex Foam
- **Support:** 7" 660-Count Pocketed Support Coils in a Queen with 3 Rows of Extra Firm Edge Coils

The 5 Little Monkeys **9" Hybrid Mattress** is the newest release which includes the same great comfort and pressure-relief as the popular 8" model, with the added benefit of a supportive innerspring system for proper spinal alignment.

- Pocket Springs
- Adjustable friendly
- Organic cotton cover
- Breathable memory foam
- Made for kids
- Every order includes a stuffed monkey
- Matching accessories available for purchase (sheets/pillows/protectors)





mattresses

product details

ITEM #	DESCRIPTION	PRODUCT DIMENSIONS	BOX DIMENSIONS	WEIGHT (LBS)
5LM-FMATT-T	Twin Foam Mattress only	75"x39"x8"	16"x47.25"x16"	41 lbs
5LM-FMATT-F	Full Foam Mattress only	75"x54"x8"	16"x47.25"x16"	55 lbs
5LM-FMATT-Q	Queen Foam Mattress only	80"x60"x8"	16"x47.25"x16"	63 lbs
5LM-FBUND-T	Twin Foam Bundle	75"x39"x8"	16"x47.25"x16"	49 lbs
5LM-FBUND-F	Full Foam Bundle	75"x54"x8"	16"x47.25"x16"	64 lbs
5LM-FBUND-Q	Queen Foam Bundle	80"x60"x8"	16"x47.25"x16"	73 lbs
5LM-HMATT-T	Twin Hybrid Mattress only	75"x39"x9"	16"x47.25"x16"	49 lbs
5LM-HMATT-F	Full Hybrid Mattress only	75"x54"x9"	16"x47.25"x16"	64 lbs
5LM-HMATT-Q	Queen Hybrid Mattress only	80"x60"x9"	16"x47.25"x16"	73 lbs
5LM-HBUND-T	Twin Hybrid Bundle	75"x39"x9"	16"x47.25"x16"	49 lbs
5LM-HBUND-F	Full Hybrid Bundle	75"x54"x9"	16"x47.25"x16"	64 lbs
5LM-HBUND-Q	Queen Hybrid Bundle	80"x60"x9"	16"x47.25"x16"	73 lbs



For more information, visit HollywoodBed.com/mattresses.

Please contact info@hollywoodbed.com and sales@hollywoodbed.com to inquire about starting a new order.

FREE freight on orders over **\$2,000.**

All orders for product currently in stock ship in 24-48 hours depending on the size of the order.